




Jamboree



DESIGN: **DS STUDIO**

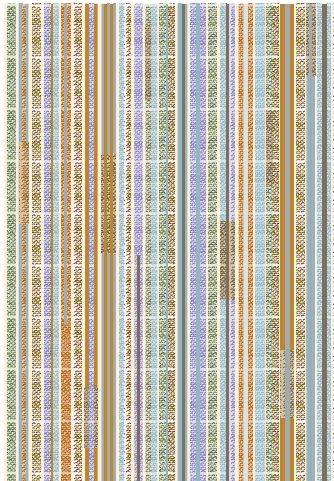
Jamboree

DR.221




1. W454 CINDER
2. W602 SAFFRON
3. W732 HAVEN
4. W717 MACINTOSH
5. W768 CANYON
6. W454 CINDER
7. W748 PRIMROSE
8. W732 HAVEN
9. W768 CANYON
10. W717 MACINTOSH
W454 CINDER
11. W461 PLATINUM
W454 CINDER

DR.221/MASTER




1. W402 NATURAL
2. W411 GOLDENSTONE
3. W732 HAVEN
4. W777 MARBLE
5. W510 DRIFTWOOD
6. W451 PEAT
7. W433 HUCKLEBERRY
8. W732 HAVEN
9. W768 CANYON
10. W717 MACINTOSH
W454 CINDER
11. W708 JUNGLE
W770 CABERNET

DR.221/1



1. W476 EMPIRE
2. W481 REEF
3. W716 NEW LEAF
4. W717 MACINTOSH
5. W726 MOSS
6. W408 SOLAR YELLOW
7. W749 MAROONED
8. W732 HAVEN
9. W768 CANYON
10. W717 MACINTOSH
W454 CINDER
11. W461 PLATINUM
W454 CINDER

DR.221/2



1. W646 SIENNA
2. W648 HAVANA
3. W511 SAND
4. W404 WHEAT
5. W402 NATURAL
6. W454 CINDER
7. W408 SOLAR YELLOW
8. W732 HAVEN
9. W768 CANYON
10. W717 MACINTOSH
W454 CINDER
11. W649 NUTSHELL
W429 LIPSTICK RED

DR.221/3

“Jamboree” Hand tufted in 100% New Zealand pure wool with cotton backing. Single ply yarn cut & loop pile tufted and tweeded with random tip shear to enhance design, texture and color definition. Spectrum of yarn colors available for custom colorization. Standard size: 5'7" x 7'11"/170 x 240cm, custom sizes available.

Illustrations are only color representations, verify color against wool yarn samples. Color and size may vary due to the nature of hand-made goods. Slight variation is considered common and acceptable. Available only in 5.0 lbs. tufting weight per square yard. Specifications subject to change without notice.