


# Embargo



DESIGN: **DS STUDIO**


# Embargo

DR.243




1. W461 PLATINUM
2. W457 PEWTER
3. W767 SEDONA
4. W626 DENIM
5. W411 GOLDSTONE
6. W511 SAND
7. W457 PEWTER

DR.243/MASTER




1. W774 SHALE
2. W773 FOSSIL
3. W714 BURNISHED
4. W431 MULBERRY
5. W414 SADDLE
6. W703 GOBI
7. W773 FOSSIL

DR.243/1



1. W741 EVENING
2. W737 SKYLIGHT
3. W777 MARBLE
4. W511 SAND
5. W402 NATURAL
6. W639 BRICK
7. W737 SKYLIGHT

DR.243/2



1. W779 GREY STROKE
2. W461 PLATINUM
3. W706 SIERRA
4. W450 LODEN
5. W774 SHALE
6. W521 THYME
7. W461 PLATINUM

DR.243/3

**“Embargo”** Hand tufted in 100% New Zealand pure wool with cotton backing. Single ply yarn cut and loop pile tufted with carving to enhance design, texture and color definition. Spectrum of yarn colors available for custom colorization. Standard size: 5'7" x 7'11"/170 x 240cm, custom sizes available.

Illustrations are only color representations, verify color against wool yarn samples. Color and size may vary due to the nature of hand-made goods. Slight variation is considered common and acceptable. Available only in 5.0 lbs. tufting weight per square yard. Specifications subject to change without notice.